

Funding your COL account via **maya**

(Online Bills Payment)



Stay Safe from Scams!

Important Reminders When Adding and Withdrawing Funds to Your COL Account:

1. USE OFFICIAL BILLS PAYMENT CHANNELS ONLY

Fund your COL account via online or over the counter BILLS PAYMENT through our partner banks and e-wallets. *See the full list [here](#).*

2. COL WILL NEVER ASK YOU TO:

- Send money outside our official funding channels.
- Deposit to an individual's savings account.
- Hand over cash or authorize someone else to deposit or receive cash for you.

3. NO ADDITIONAL TAXES OR FEES FOR WITHDRAWALS

- ✓ Taxes on trading are deducted automatically within your COL account.
- ✓ COL does *not* charge withdrawal fees.
- Be wary if someone asks you to pay extra to access your funds—it's likely a scam!

4. VERIFY BEFORE YOU ACT

In doubt? Always contact us through our **official customer support channels** for confirmation or if you have any questions or concerns:

Live Chat: www.colfinancial.com

Email: helpdesk@colfinancial.com

Facebook: <https://www.facebook.com/colfinancial>

Your safety is our priority. Stay informed and vigilant to protect your money and investments.

Mag-ingat sa Scam!

Mahalagang Paalala Kapag Nagde-deposit at Nagwi-withdraw sa Iyong COL Account:

1. SA OFFICIAL BILLS PAYMENT CHANNELS LANG MAG-DEPOSIT

Mag-deposit lang gamit ang online o over-the-counter *BILLS PAYMENT* through COL's partner banks and e-wallets. Para sa kumpletong listahan, click [here](#).

2. TANDAAN: HINDING-HINDI GAGAWIN NG COL ANG MGA ITO:

- Ipagde-deposit or papadalhin ka ng cash gamit ang ibang channels na hindi kasali sa COL's partner banks and e-wallets.
- Uutusan kang mag-cash deposit sa isang personal savings account.
- Tatanggap ng pera at mag-o-offer na sila ang mag-deposit para sa'yo.

3. WALANG EXTRA FEES O TAX SA WITHDRAWALS

- ✓ Automatic nang kaltas ang tax sa lahat ng trading transactions sa iyong COL account.
- ✓ Walang dagdag na bayad o "fee" para makapag-withdraw ng cash sa iyong COL account.
- May nagsasabing may babayaran ka bago makuha o ma-withdraw ang pera mo? Mag-ingat—scam 'yan!

4. MAY DUDA? LAGING MAGTANONG!

May tanong o may napansin kang kahina-hinala? Laging gumamit ng **official channel** para makipag-communicate sa COL:

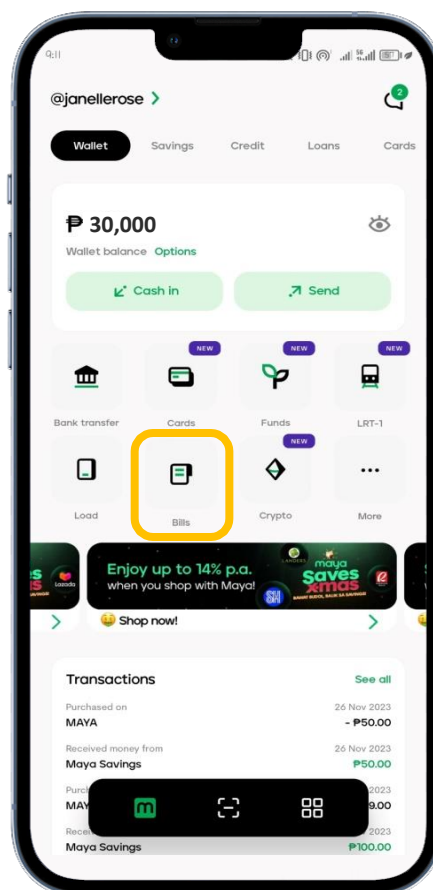
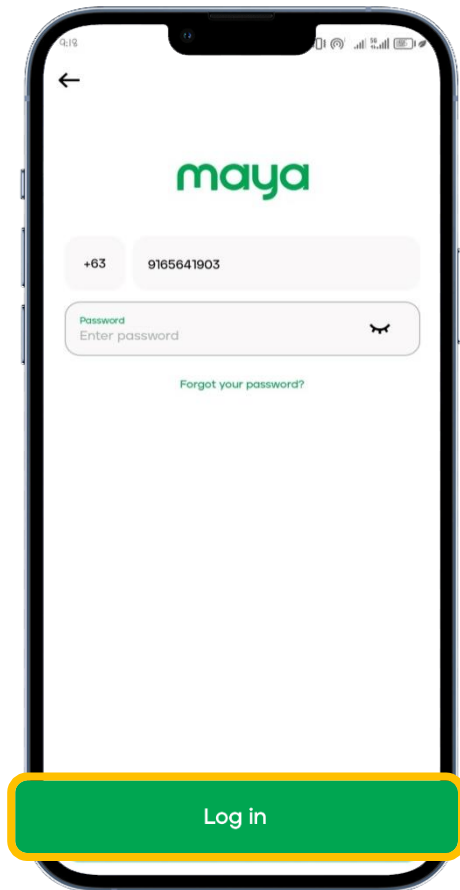
Live Chat: www.colfinancial.com

Email: helpdesk@colfinancial.com

Facebook: <https://www.facebook.com/colfinancial>

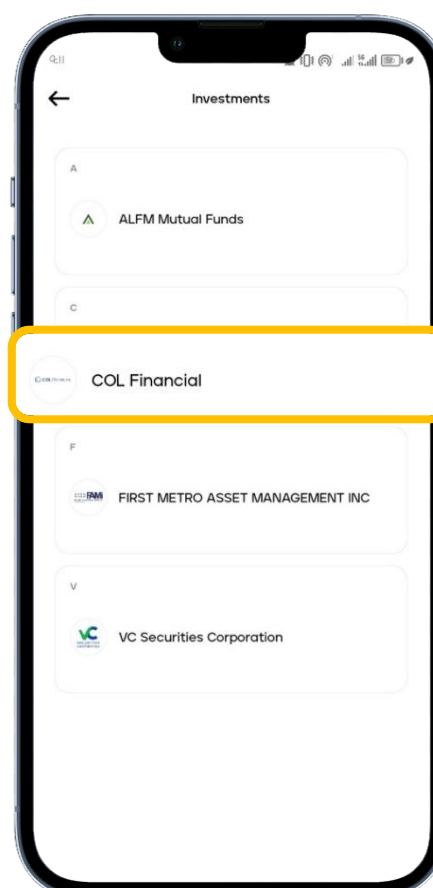
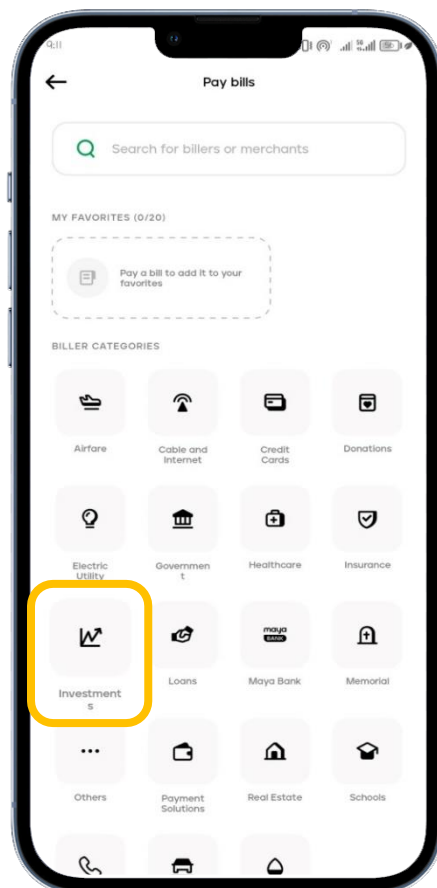
Your safety is our priority. Maging mapanuri at alerto para protektahan ang pera at investments mo.

Funding your COL account via Maya app



STEP 1

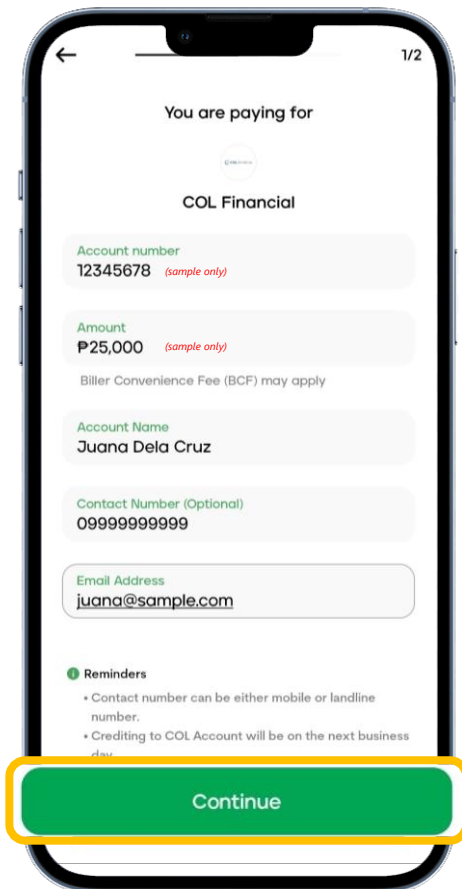
Log in your Maya app and tap on **Bills**.



STEP 2

Choose **Investments** and select **COL Financial** from the list of billers.

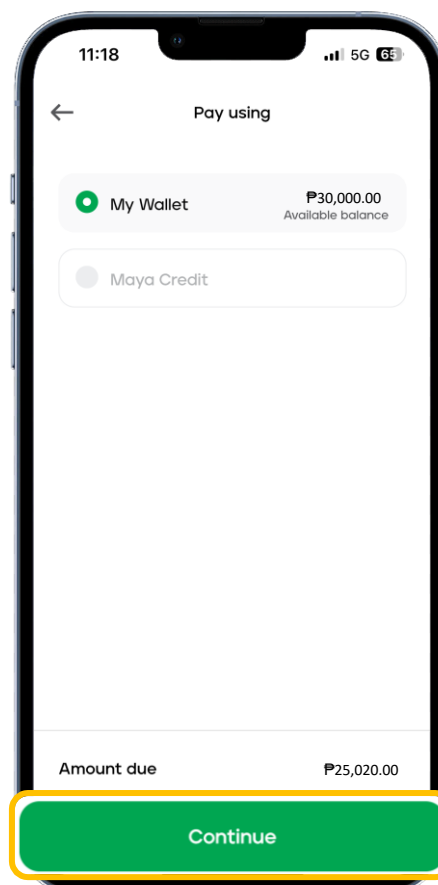
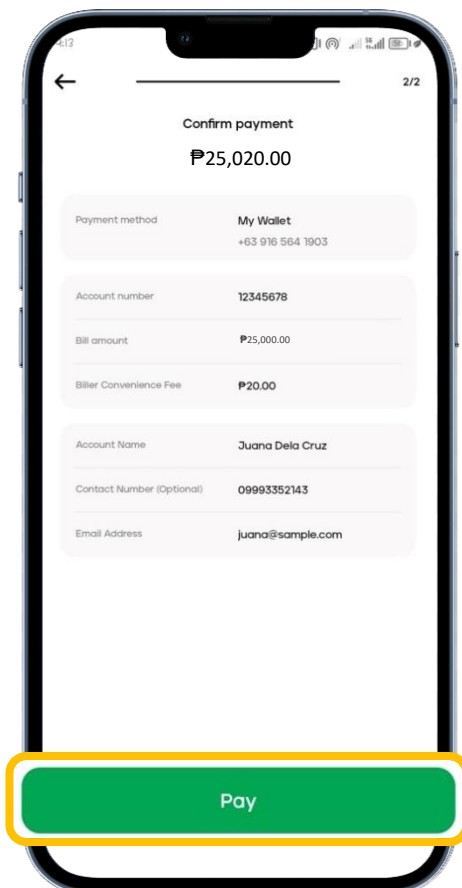
Funding your COL account via Maya app



STEP 3

Input your 8-digit COL account number, the amount, account name, and email address.

Tap **Continue** to proceed.

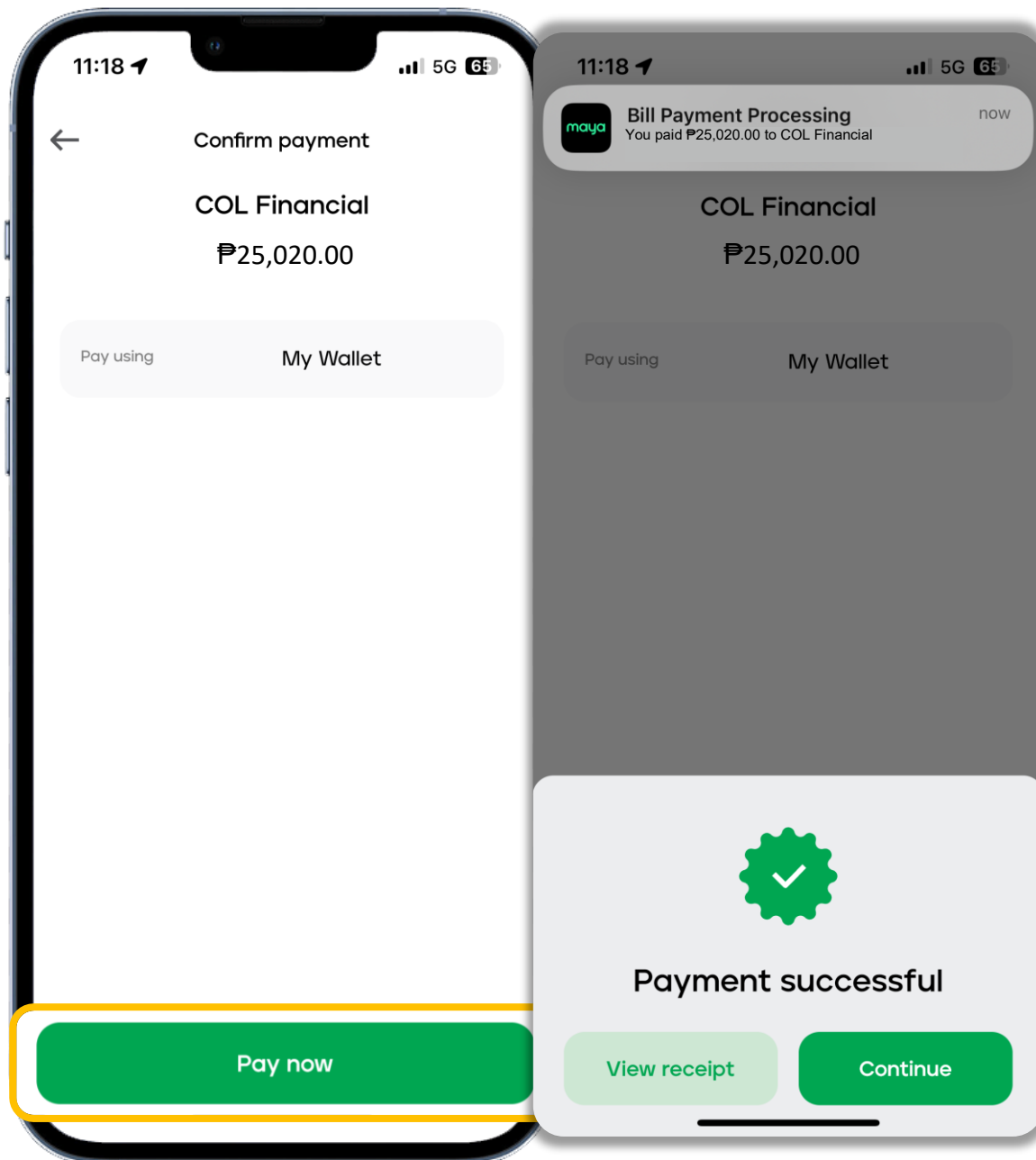


STEP 4

Review all your details, tap **Pay** and select your deposit source account.

NOTE: A ₱20.00 convenience fee applies to bills payment transactions, and funds will be credited on the next business day.

Funding your COL account via Maya app



STEP 5

Tap on **Pay now** to confirm your payment.

A pop-up and push notification will appear confirming your successful transaction.

You can choose **View receipt** to see the complete transaction details, or tap **Continue** to be redirected to the home page.